

Longitude



Petrol

EXTERIOR & STYLE

- 16" alloy wheels grey gloss
- Full LED headlamps reflector
- Body colour door handles
- Grey skid plates

INTERIOR & COMFORT

- Black Grained dashboard & Fabric seats
- Urethane steering wheel
- 6-way manual driver seat
- 4-way manual passenger seat
- Front armrest
- Heated & power adjustable side mirrors

TECHNOLOGY & SAFETY

- 10.25" radio screen
- 7" full digital cluster
- Manual Air Conditioning
- Cruise control
- Autonomous Emergency Braking
- Traffic Sign Recognition
- Lane Keep Assist
- Driver Attention Assist
- Hill descent control
- Selec-Terrain
- Electric parking brake
- Telematic Box & Connected services
- Rear parking sensors

Altitude



ALL LONGITUDE FEATURES, PLUS:

Petrol

EXTERIOR & STYLE

- 17" alloy wheels silver gloss
- Silver skid plates

INTERIOR & COMFORT

- Cloth/vinyl premium seats
- Synt. Leather steering wheel

TECHNOLOGY & SAFETY

- Auto Air Conditioning mono zone
- Adaptive cruise control (ACC)
- 10.25" Full Digital Cluster

Summit



ALL ALTITUDE FEATURES, PLUS:

Petrol

EXTERIOR & STYLE

- 18" alloy wheels diamond cut
- Full LED front & rear
- Privacy glass
- Foglamps

INTERIOR & COMFORT

- Electrochromic "frameless" rear-view mirror
- Silver painted dashboard
- Heated front seats

TECHNOLOGY & SAFETY

- Passive keyless entry
- Wireless charger
- Blind spot monitor
- 180° rear camera with "drone view"
- 360° parking sensors
- Automatic high beam
- Power Foldable Mirrors
- Handsfree liftgate

Longitude



e-Hybrid

EXTERIOR & STYLE

- 16" alloy wheels grey gloss
- Full LED headlamps reflector
- Body colour door handles
- Grey skid plates

INTERIOR & COMFORT

- Black Grained dashboard & Fabric seats
- With transmission paddles
- Urethane steering wheel
- 6-way manual driver seat
- 4-way manual passenger seat
- Front armrest
- Heated & power adjustable side mirrors
- Paddle Shift

TECHNOLOGY & SAFETY

- 10.25" radio screen
- 7" full digital cluster
- Manual Air Conditioning
- Cruise control
- Autonomous Emergency Braking
- Traffic Sign Recognition
- Lane Keep Assist
- Driver Attention Assist
- Hill descent control
- Selec-Terrain
- Electric parking brake
- Telematic Box & Connected services
- Keyless entry & engine start

Altitude



ALL LONGITUDE FEATURES, PLUS:

e-Hybrid

EXTERIOR & STYLE

- 17" alloy wheels silver gloss
- Silver skid plates

INTERIOR & COMFORT

- Cloth/vinyl premium seats
- Height adjustable cargo floor
- Synt. Leather steering wheel

TECHNOLOGY & SAFETY

- Auto Air Conditioning mono zone
- Adaptive cruise control (ACC)
- 10.25" Full Digital Cluster

Summit



ALL ALTITUDE FEATURES, PLUS:

e-Hybrid

EXTERIOR & STYLE

- 18" alloy wheels diamond cut
- Full LED front & rear
- Privacy glass
- Foglamps

INTERIOR & COMFORT

- Electrochromic "frameless" rear-view mirror
- Heated front seats

TECHNOLOGY & SAFETY

- Passive keyless entry
- Wireless charger
- Blind spot monitor
- 180° rear camera with "drone view"
- 360° parking sensors
- Automatic high beam
- Power Foldable Mirrors
- Handsfree liftgate
- Level 2 Assisted Driving

Longitude



Full-Electric

EXTERIOR & STYLE

- 16" alloy wheels grey gloss
- Full LED headlamps reflector
- Body colour door handles
- Grey skid plates

INTERIOR & COMFORT

- Black Grained dashboard & Fabric seats
- Urethane steering wheel
- 6-way manual driver seat
- 4-way manual passenger seat
- Front armrest
- Heated & power adjustable side mirrors

TECHNOLOGY & SAFETY

- 10.25" radio screen
- 7" full digital cluster
- Cruise control
- Autonomous Emergency Braking
- Traffic Sign Recognition
- Lane Keep Assist
- Driver Attention Assist
- Hill descent control
- Selec-Terrain
- Rear parking sensors
- Electric parking brake
- Telematic Box & Connected services
- Keyless entry & engine start

EV SPECIFIC

- Auto Air Conditioning mono zone
- Keyless Go
- Made 3 charging cable

Altitude



ALL LONGITUDE FEATURES, PLUS:

Full-Electric

EXTERIOR & STYLE

- 17" alloy wheels silver gloss
- Silver skid plates

INTERIOR & COMFORT

- Cloth/vinyl premium seats
- Height adjustable cargo floor
- Silver dashboard & interior inserts
- Synt. Leather steering wheel
- Height adjustable cargo floor

TECHNOLOGY & SAFETY

- Adaptive cruise control (ACC)
- 10.25" Full Digital Cluster

Summit



ALL ALTITUDE FEATURES, PLUS:

Full-Electric

EXTERIOR & STYLE

- 18" alloy wheels diamond cut
- Full LED front & rear
- FogLamps

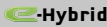

INTERIOR & COMFORT

- Electrochromic "frameless" rear-view mirror
- Heated front seats
- Windshield wiper de-icer

TECHNOLOGY & SAFETY

- Passive keyless entry
- Wireless charger
- Blind spot monitor
- 180° rear camera with "drone view"
- 360° parking sensors
- Automatic high beam
- Power Foldable Mirrors
- Handsfree liftgate
- Level 2 Assisted Driving

Manufacturer suggested retail price VAT included starting from 01/03/2024

Type of engine	Powertrain	Combined emissions of CO2 in g/km	Combined consumption in l/100km	Price Breakdown	LONGITUDE	ALTITUDE	SUMMIT
Petrol	1.2 GSE T3 100HP MT FWD	127 - 131	5.6 - 5.8 l/100km	Retail Price ¹ P11D ² Basic Price ³ MVS Code	£23,600 £23,335 £18,862.50 629.M25.1	£25,335 £25,035 £20,279.17 619.P25.1	£27,500 £27,190 £22,075 619.A25.1
 e-Hybrid	1.2 100HP DCT6 e-Hybrid FWD	111 - 114	4.9 - 5.0 l/100km	Retail Price ¹ P11D ² Basic Price ³ MVS Code	£25,300 £25,045 £20,287.50 619.M2K.1	£27,000 £26,745 £21,704.17 619.P2K.1	£29,200 £28,945 £23,537.50 619.A2K.1
 Full-Electric	100% ELECTRIC 115kW 156HP	-	151 - 159 [Wh/km]	Retail Price ¹ P11D ² Basic Price ³ MVS Code	£34,800 £34,745 £28,370.83 420.M2E.1	£36,500 £36,445 £29,787.50 420.P2E.1	£38,700 £38,645 £31,620.83 420.A2E.1

*Pre-homologation data

¹Retail Price is basic price plus DTR (on the road) including VAT, VED, delivery to retailer, number plates and first registration fee.

²P11D Price is basic price, including VAT, plus number plates and delivery charge. It does not include the car's first registration fee.

³Basic Price is for a standard vehicle without any additional optional equipment and is exclusive of VAT and DTR charges.

			LONGITUDE	ALTITUDE	SUMMIT
COD	PACK / OPTION	PRICE			
33Y (All Powertrains)	WINTER PACK - Front & Rear Velour Floor Mats - Windshield wiper de-icer - Heated Front Seats	£350	●	●	
BFC / BFB (Petrol & E-Hybrid / All Electric)	TECH & STYLE PACK - Automatic High/Low Beam - Adaptive Cruise Control - Rear View Camera with Dynamic Gridlines - Synthetic Leather Steering Wheel - Frameless Auto Dimming Mirror - 17" Alloy Wheels 215/60 R17 Summer Chainable - Privacy Glass - LED Foglamps with Cornering Function - Wiring preparation for towing	£1,800	●		
AM6 / 630 (Petrol & E-Hybrid / All Electric)	INFOTAINMENT & CONVENIENCE PACK - LONGITUDE - Traffic Sign Information - Cluster 10.25" TFT Colour display - Radio - 10" Nav - Automatic A/C (1 Zone) - Cargo Flex Kit - Passive Entry - USB [2nd Row] - Charging Type C - Wireless Charging	£1,400	●		
34F (Petrol & E-Hybrid)	INFOTAINMENT PACK - SUMMIT - Traffic Sign Information - 6 Speakers + Center Fill + Subwoofer (Branded) - Radio - 10" Nav	£900			●
34G (All Electric)	INFOTAINMENT PACK - SUMMIT - Traffic Sign Information - Radio - 10" Nav	£500			●
AKK (All Powertrains)	LEATHER PACK WITH MASSAGE + WINTER - SUMMIT - Windshield wiper de-icer - Heated Front Seats - Leather Seat Upholstery - 6-Way Power Driver seat W/ Massaging Function & 2-Ways Lumbar + 6-Ways Manual Passenger	£1,200			●
BF9 (All Powertrains)	LEATHER PACK WITH MASSAGE + WINTER - ALTITUDE - Front & Rear Velour Floor Mats - Windshield wiper de-icer - Heated Front Seats - Leather Seat Upholstery - 6-Way Power Driver seat W/ Massaging Function & 2-Ways Lumbar + 6-Ways Manual Passenger	£1,400		●	

			LONGITUDE	ALTITUDE	SUMMIT
COD	PACK / OPTION	PRICE			
BFL (All Powertrains)	LED PACK & STYLE PACK - HIGH RHD - LED Rear Lights - LED Projector Headlamps - Welcome / Leaving Lighting - 18" Alloy Wheels Summer Not Chainable - Privacy Glass - LED Foglamps with Cornering Function - Grille 7 Slots Gloss Black	£1,200		●	
A8G (Petrol)	ADAS PACK - MANUAL TRANSMISSION - Adaptive Cruise Control with Lane Centering & Traffic Jam Assist - Urban Blind Spot Monitor - Foldable & Heated & Power Door Mirrors W/Auto Folding Function And Puddle Light - Front, Rear And Side Parking Sensor - Frameless Auto Dimming Mirror - Automatic High/Low Beam	£900		●	
A8F (E-Hybrid & All Electric)	ADAS PACK - AUTO TRANSMISSION - Adaptive Cruise Control with Lane Centering & Traffic Jam Assist - Urban Blind Spot Monitor - Foldable & Heated & Power Door Mirrors W/Auto Folding Function And Puddle Light - Front, Rear And Side Parking Sensor - Frameless Auto Dimming Mirror - Automatic High/Low Beam	£1,100		●	
AMD (Petrol & E-Hybrid)	INFOTAINMENT & CONVENIENCE PACK - ALTITUDE - Traffic Sign Information - Premium Audio system by JBL 8 speakers (6 Speakers + Center Fill + Subwoofer) - Radio - 10" Nav - Passive Entry - Wireless Charging - Hands-Free Power Liftgate - Rear View Camera with Dynamic Gridlines	£1,500		●	
400 (All Powertrains - Must have BFL, LED and Style Pack)	OPEN GLASS SUNROOF WITH MANUAL VELUM	£900		●	●
BAF (All Powertrains)	YELLOW DASHBOARD	£150			●

	1.2 GSE T3 100HP MT FWD	1.2 100HP DCT6 e-Hybrid FWD	100% ELECTRIC 115KW 156HP
TECHNICAL SPECIFICATION ENGINE			
Displacement	1.2 (1199)	1.2 (1199)	-
Cylinder	3	3	-
Transmission	MB6	eDCT6	RG1L
Thermal Engine - Max. Power	74 [kW] - 100 [hp]	74 [kW] - 100 [hp]	-
Front e-Motor - Max Power	-	21 [kW]	115 [kW]
Rear e-Motor - Max Power	-	-	-
Max. Torque @ rpm	205 [Nm]	205 [Nm]	260 [Nm]
TRANSMISSION			
Transmission	MB6	eDCT6	RG1L
BATTERY			
Battery Capacity Gross (CATL)	-	-	54 kWh
Battery Capacity Net (CATL)	-	-	51 kWh
Charging Time mode 2	-	-	26h25' @2.3 kW
11 kW Charging Time mode 3 (0-100% SOC)	-	-	5h45' @11 kW
7.4 kW Charging Time mode 3 (0-100% SOC)	-	-	8h15' @7.4 kW
3.7 kW Charging Time mode 3 (0-100% SOC)	-	-	16h10' @3.7 kW
Charging Time DC 100 kW (10-80% SOC)	-	-	30' @100 kW
Charging Time DC 100 kW (20-80% SOC)	-	-	27' @100 kW
FUEL CONSUMPTION			
Fuel Consumption or Grid Energy Consumption AC	5.6 - 5.8 l/100km	4.9 - 5.0 l/100km	15.4-16.0 [kWh/100km]
PERFORMANCE			
Acceleration 0-62	10.6s	10.9s	9.0s
Top Speed	114mph	114mph	93mph
EMISSION & RANGE			
WLTP EV Range	-	-	239 - 249 Mi
WLTP EV City Range	-	-	349 - 373 Mi
CO2 WLTP	127 - 131 g/km	111 - 114 g/km	-
WEIGHTS & CAPACITIES			
Kerb Weight	1180	1288	1520
Towing kg	1200	1100	0
Payload	500	494	495
Luggage V210-2 min/ max	321l	321l	282l
Luggage V210-2 min/ max	380l	380l	355l
Luggage volume FLUID (with folded rear seats)	1,277l	1,277l	1,252l








*Pre-homologation data




Fuel consumption Jeep® Avenger Petrol range l/100 km: 5.6 - 5.8; CO2 emission g/km: 127 - 131. Values defined according to the WLTP combined cycle, measured by the manufacturer on pre-approval tests and which may be subject to change following final type approval. Fuel consumption Jeep® Avenger Mild-Hybrid (l/100 km): 4.9 - 5.0; CO2 emission g/km: 111 - 114. Values defined according to the WLTP combined cycle, measured by the manufacturer on pre-approval tests and which may be subject to change following final type approval. Electric energy consumption Jeep® Avenger Full-Electric range (kWh/100km): 15.4-16.0; CO2 emission (g/km): 0. Autonomy Jeep® Avenger Full-Electric range: 239 - 249 Mi.






Type approval values determined on the basis of the WLTP combined cycle. The values indicated are for comparative purposes.

Important: the actual electric energy consumption values may be strongly different and may vary depending upon the usage and external conditions. For further specific and detailed information please refer to Jeep® Official Website.

	1.2 GSE T3 100HP MT FWD	1.2 100HP DCT6 e-Hybrid FWD	100% ELECTRIC 115KW 156HP
DIMENSIONS			
Length L103		4,084mm	
Width W103		1,776mm	
Width with mirror open		1,981mm	
Width with mirror closed		1,808mm	
Wheelbase L101	2,557mm	2,557mm	2,562mm
Height H100B (Limited base R17)	1,536mm	1,536mm	1,527mm
Internal width front W3-1		1,361mm	
Internal width rear W3-2		1,330mm	
Int. Front height H61-1		997mm	
Int. Rear height H61-2		980mm	
Legroom rear L51-2	830mm	830mm	806mm
Front overhang L104		822mm	
Rear overhang L105	705mm	705mm	700mm
Hpoint to ground HS-1 (Limited base R17)	615mm	615mm	608mm
Turn Diameter (curb to curb)		10.5 m	
Front Brake Disk Size	283x26	302x26	302x26
Rear Brake Disk Size	249x10	249x10	268x12
Water Fording	230mm	230mm	230mm
Approach Angle STD C (target > 15°)	17.9°	18.2°	17.6°
Breakover Angle STD C (target > 12°)	15.7°	15.8°	15.3°
Departure Angle STD C (target > 15°)	24.9°	24.8°	27°
Approach Angle STD A (target >°)	worst case 18.8° best case 20°	19°	worst case 18.6° best case 20°
Breakover Angle STD A (target >°)	20°	20°	worst case 18.5° best case 20°
Departure Angle STD A (target >°)	worst case 33° best case 35°	33°	worst case 30.4° best case 32°

		LONGITUDE BODY exterior colours with body-coloured roof	LONGITUDE BODY colours exterior with black roof	ALTITUDE BODY exterior colours with body-coloured r	ALTITUDE BODY colours exterior with black roof	SUMMIT BODY exterior colours with body-coloured r	SUMMIT BODY colours exterior with black roof
	RUBY (Pastel)	Standard	Not Available	Standard	Optional £1,100	Standard	Optional £1,100
	SNOW (Pastel)	Optional £700	Not Available	Optional £700	Optional £1,100	Optional £700	Optional £1,100
	VOLCANO (Pastel)	Optional £700	Not Available	Optional £700	Not Available	Optional £700	Not Available
	GRANITE (Metallic)	Optional £700	Not Available	Optional £700	Optional £1,100	Optional £700	Optional £1,100
	LAKE (Metallic)	Optional £700	Not Available	Optional £700	Optional £1,100	Optional £700	Optional £1,100
	STONE (Metallic)	Optional £700	Not Available	Optional £700	Optional £1,100	Optional £700	Optional £1,100
	SUN (Metallic)	Optional £700	Not Available	Optional £700	Optional £1,100	Optional £700	Optional £1,100

		LONGITUDE	ALTITUDE	SUMMIT
	16" ALLOY - PAINTED GREY GLOSS WHEELS	Standard	Not Available	Not Available
	17" ALLOY - PAINTED SILVER GLOSS WHEELS	Not Available	Standard	Not Available
	18" ALLOY - DIAMOND CUT 2-TONE MATT BLACK	Not Available	Optional Content of LED & Style Pack	Standard

		LONGITUDE	ALTITUDE	SUMMIT
	DIGITAL JANE BLACK AND GREY CLOTH SEATS & MIC BLACK DASHBOARD	Standard	Not Available	Not Available
	ROBIN WITH GREY FABRIC AND VINYL SCUBA BOLSTER & MIC BLACK DASHBOARD	Not Available	Standard (Petrol)	Not Available
	BLACK LEATHER WITH GREY STITCHING & SILVER DASHBOARD	Not Available	Optional £1,400	Optional £1,200
	ROBIN WITH GREY FABRIC AND VINYL SCUBA BOLSTER & SILVER DASHBOARD	Not Available	Standard (e-Hybrid & Full-Electric)	Standard
	ROBIN WITH GREY FABRIC AND VINYL SCUBA BOLSTER & YELLOW DASHBOARD	Not Available	Not Available	Optional £150



MY ASSISTANT

To receive alerts and assistance in the event of an accident or breakdown concerning your Jeep.



MY REMOTE

To find and control your Jeep, at all times and everywhere.



MY CAR

To monitor and take care of your Jeep.



MY NAVIGATION*

To receive real-time information on traffic conditions, weather and speed cameras along your route.



MY ECHARGE**

To manage all charging operations at public stations or at your private wallbox.



MY WI-FI***

Surf the Internet and connect multiple devices to your Jeep, at the same time.



MY ALERT***

To receive help and assistance in the event of theft and recovery of your Jeep.



MY FLEET MANAGER***

Solution for managing your fleet ensuring absolute control over the activities, service status, maintenance and assistance.



Download Jeep, mobile app or go to the official Jeep, website to take advantage of all services.

* Only available on Radio Uconnect Navi.

** Only available on 4xe versions.

*** Optional services.



CLUSTER 10" TFT COLOUR DISPLAY

CHARGE LEVEL / ELECTRIC RANGE / % POWER / CHARGE

Stay focused on the road and easily check the state of your battery's charge, range and even get coached on how to drive more efficiently.



IN CONTROL OF THE ROAD AHEAD.

SELEC-TERRAIN®.

Staying in control is about choosing what's right for the moment. Jeep® Avenger comes standard with Selec- Terrain® that offers all weather safety & capability with six driving modes.



TUNNEL PAD COVER & DASHBOARD RUBBER MATS

Glove compartment cover available on Full Electric versions.



RADIO - 10.25"

POWER FLOW / DRIVING HISTORY / SCHEDULES / E-SAVE / CHARGE SETTING

View all of the information about your charge, driving efficiency, driving history, scheduled charging and much more all on the 10.25" Uconnect™ Touchscreen.



STANDARD ELECTRIC OUTLET*

Charge the vehicle with the standard cable wherever there is a household electrical outlet.



WALLBOX*

Wallbox is the most practical and intelligent way to recharge your vehicle at home. Installation does require the intervention of specialised personnel. You can also schedule charging according to your needs through the Uconnect™ system or mobile app.




PUBLIC CHARGING*

Use public charging stations to recharge your battery when you are on the road.



**JOIN JEEP WAVE®.
A WORLD OF BENEFITS AWAITS YOU.**

By purchasing a Jeep® brand car, you will automatically be enrolled in the Jeep Wave®, a premium loyalty program designed to offer the best services



This brochure is a publication of FCA. All product illustrations and specifications are based upon current information at the time of publication approval. FCA reserves the right to make changes from time to time, without notice or obligation, in prices, specifications, colours, materials, and to change or discontinue models, which are considered necessary to the purpose of product improvement or for reasons of design and or marketing. The images are purely indicative.

Jeep® is a registered trademark of FCA US LLC.

AV0301